

## Gender Pay Gap as at March 2025

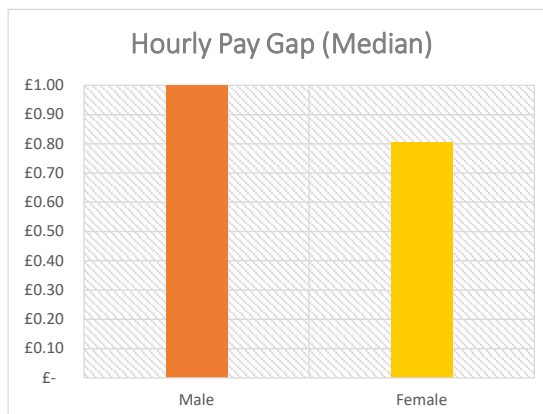
### Hourly Pay Gap (Median)

Median arranges data in ascending order and takes the middle value  
e.g. in a range with 101 values, the median (or middle) would be the 51st value

	Male	Female
Actual Hourly	£ 20.51	£ 16.51
£1 conversion	£ 1.00	£ 0.80

#### Median gender pay gap is 19.5%

Based on the median value, the gender pay gap is 19.5%. This means mean pay for female employees is 19.5% **lower** than mean pay for males



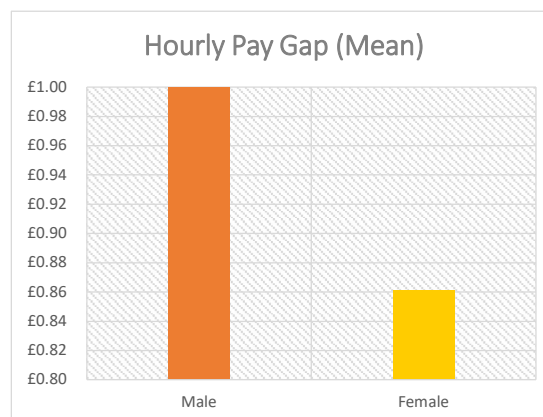
### Hourly Pay Gap (Mean)

Mean is the average of a data range  
e.g. in a range containing 100,200,300, the mean is  $(100+200+300)/3=200$

	Male	Female
Actual Hourly	£ 23.60	£ 20.33
£1 conversion	£ 1.00	£ 0.86

#### Mean gender pay gap is 13.8%

Based on the median value, the gender pay gap is 13.8%. This means mean pay for female employees is 13.8% **lower** than mean pay for males



### Quartile Analysis

Quartile reporting is splitting data into quarters or 25% segments and reporting on the composition of each one.

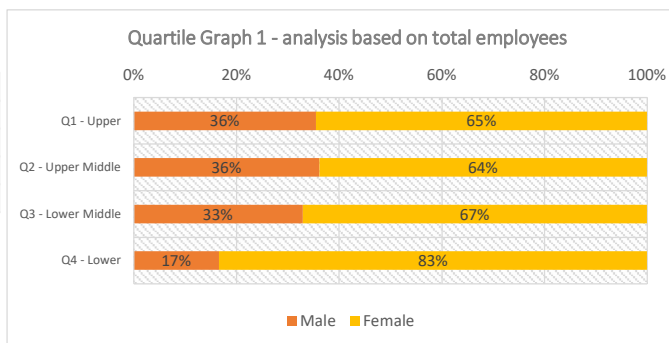
In every quartile, from lower to upper, there are more female employees which is representative of the sector.

Due to the higher concentration of females in the lowest pay quartile (Q4), whereas male employees are much more concentrated in Q1 to Q3, the mean pay for males is 13.8% higher than females. (See Quartile Graph 1)

The median values also reflect this. As 54% of females fall into Q3/Q4, their median value will be from Q3. As only 41% of males fall into Q3/Q4, the middle value of that population will be taken from Q2, hence the 19.5% median gap between females and males. (see Quartile Graph 2)

Based on total employees - to show quartile split

	Male	Female	Total
Q1 - Upper	36%	65%	100%
Q2 - Upper Middle	36%	64%	100%
Q3 - Lower Middle	33%	67%	100%
Q4 - Lower	17%	83%	100%



Based on totals of each gender - to show distribution by gender

e.g. Of the total number of female employees, 30% are in Q4

	Male	Female
Q1 - Upper	29%	23%
Q2 - Upper Middle	30%	23%
Q3 - Lower Middle	27%	24%
Q4 - Lower	14%	30%
	100%	100%

